



- [Home](#)
- [Chill-Rolls](#)
- [Conveyor-Kibbler](#)
- [Grinders](#)
- [Contact Us](#)

The Strand Mill

"Laboratory Preparation of Powder Coatings"

Introduction

Laboratory development time is critical to any industry. Therefore, to maximize the effort the best tools need to be used. In the development of powder coatings, there are many pieces of equipment that have been developed to reproduce large scale production. Included in this equipment are various laboratory grinders used in an attempt to match the particle size distribution achievable with an ACM (air classifying mill), common to most powder production lines. However, none of these devices have been found to be as effective, low cost, or efficient as the Strand Mill portable table top grinder. This review will compare the efficiency, ease of use, and ultimate particle size achievable with some of the common pieces of equipment used in the laboratory preparation of powder coatings.

Types of Mills used to match a production ACM mill

The most common pieces of equipment used in the laboratory preparation of powder coatings including the following: coffee grinder, Vitamix, Brinkman, Bantam, and a bench top ACM mill. This equipment ranges in price from \$25 for a coffee grinder up to \$30,000 for a bench top ACM. A simple coffee grinder consists of fixed blades, a small stainless bowl, and a plastic top. It is limited in capacity, inefficient, and includes plastic parts which cannot be solvent cleaned. Overall, contamination and durability is poor. Another common grinder is stainless steel Vitamix. A Vitamix is no more than a high speed blender, it's odd shaped container with corners, and small blade to height ratio is very inefficient for grinding dry powders. A more expensive option is a Brinkman SR3 mill. This mill grinds with a hammer tooth ring and a classifying screen. The product is ground by the hammers until it is small enough to pass through the screen. These mills are very difficult to clean and generate a lot of heat which frequently fuses the powder. Another choice is a Bantam mill. In principle, the Bantam mill works much like the Brinkman mill, however, it comes with a liquid nitrogen accessory which enables cooling during grinding. The Bantam contains many parts, is difficult to clean, and is not practical for fast evaluations or small samples. The final option is a bench top ACM mill known as the ACM-1. In principle an ACM-1 duplicates the mechanics of a production ACM mill. Although production particle size can be matched, cooling is a problem, it is not difficult to clean, and settings do not always coincide with production equipment.

	Equipment Cost(\$)	Efficiency (Yield)	Ease of Cleaning	Particle Size
Coffee Grinder	25-100	20-30%	Poor	Too Coarse
Vitamix*	350-450	20-40%	Excellent	Too Coarse
Strand Mill	1,200-1,700	40-50%	Excellent	Slightly Coarse
Brinkman	13-14,000	70-90%	Poor	Too Coarse
Bantam	20,000+	80-90%	Poor	Too Coarse
ACM-1	25,000+	75-95%	Poor	Excellent

*Note Stainless steel versions are no longer available, only available in polycarbonate.

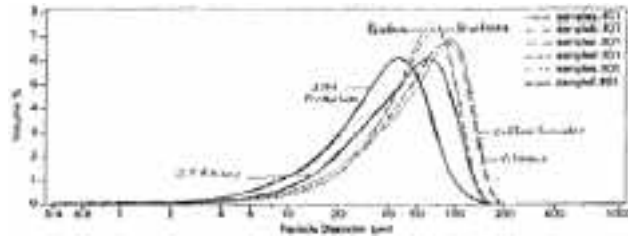
What is the Strand Mill

None of the above options enables the fast, efficient, cost effective, preparation of laboratory samples of powder coatings. However, now there is a solution, The Strand Mill. The Strand Mill is a unique portable table top grinder that can

quickly reduce flake into powder in less than 10 seconds. The mill consists of a motor housing, stainless steel bowl, two blades, and a stainless screw on top. The key to the Strand Mill is the construction of the blades and the geometry of the container which creates a unique mixing action. With this unit, it is possible to grind up to about 150 grams of flake at a time. Cleanup is easy, and it has been found to most accurately duplicate the particle size distribution of a production ACM mill. No other laboratory piece of equipment can match the easy of use, efficiency, and results of the Strand Mill.

Particle Size Comparison

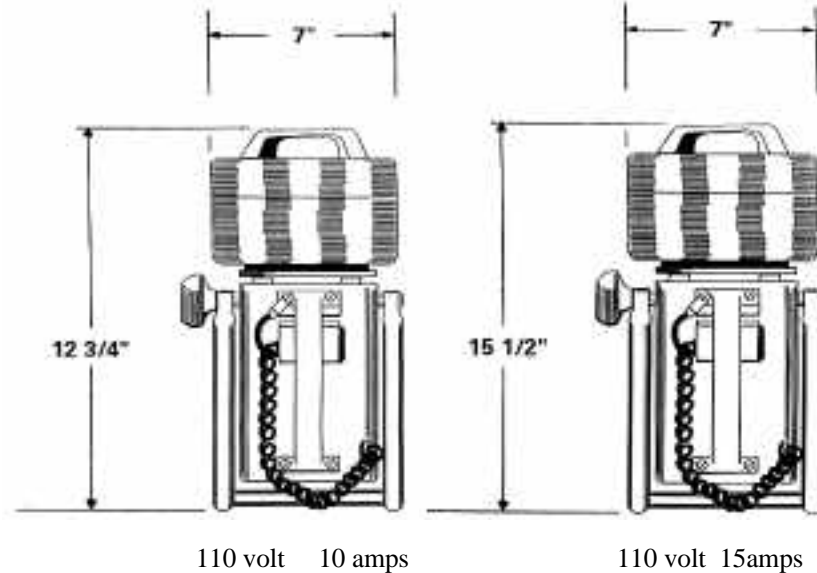
In order to compare the performance of the Strand Mill with the other equipment, a standard 50/50 polyester epoxy hybrid was extruded using a Buss PLK-46. The sample was split and ground on the five different pieces of laboratory equipment. All samples were then sieved using a 140 mesh screen, and analyzed for particle size using a Coulter LS-130. The following graph is an overlay of the particle size distributions for each piece of equipment.



Note: It was assumed that the laboratory ACM-1 could match the ACM production particle size and there it was not run. Comparing the other pieces of equipment it can be seen that the Strand Mill comes close to duplicating an ACM production mill. The following table compares approximate costs, efficiency, ease of cleaning, and particle size for each unit.

STRAND MILL (LAB GRINDER) COMPARISONS

SMALL LAB GRINDER	MODEL	LARGE LAB GRINDER	MODEL
#S-101		#S-102	
Bowl Capacity - 150 Grams	Weight -	Bowl Capacity - 350 Grams	Weight -
7.3 KG		9.5 KG	



110 volt 10 amps

110 volt 15amps

Small versus Large Strand Grinding Comparison

Starting Material


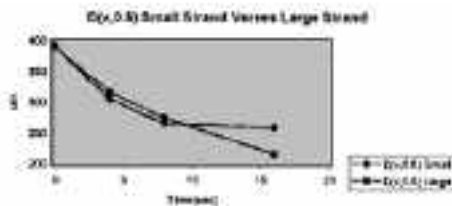

Replicate	d(.1)	d(.5)	d(.9)
1	153.3900	393.5000	561.37
2	147.0700	383.2500	559.53
3	156.8100	397.5800	562.22
average	152.4233	391.4433	561.04

Small Strand Grind

	d(.1)	d(.5)	d(.9)
<input type="checkbox"/> time D(v,0.1) S		time D(v,0.5) S	time D(v,0.9) S
0	152.4233	391.4433	561.04
4	96.1600	304.9900	534.32
8	74.9900	266.2400	514.69
16	65.0700	256.6300	508.70

Large Strand Grind

	d(.1)	d(.5)	d(.9)
<input type="checkbox"/> time D(v,0.1) L		time D(v,0.5) L	time D(v,0.9) S
0	152.4233	391.4433	561.04
4	102.5700	316.4700	537.04
8	79.2200	275.7400	516.24
16	53.5500	216.0900	473.52



**STRAND LAB GRINDER
Replacement Parts List**

Model S-101		Model S-102	
ITEM	Price US \$	ITEM	Price US \$
Brass Cap (nut)	\$2.00	Brass Cap (nut)	\$2.00
Blades Set (1 upper, 1 lower)	\$31.25 per set	Blades Set (1 upper, 1 lower)	\$31.25 per set
Cover, Bushing	\$28.00	Cover, Bushing	\$28.00
Brass Bushing	\$14.80	Brass Bushing	\$14.80

Bearing, Motor	\$12.87	Bearing, Motor	\$12.87
Carbon Brushes (Motor) 2 per set	\$8.80 per set	Carbon Brushes (Motor) 2 per set	\$8.80 per set
Replacement Motor	\$510.00	Replacement Motor	Call for Price
Replacement Bowl	\$180.00	Replacement Bowl	\$290.00
Replacement Knob, Plastic	\$20.66	Replacement Knob, Plastic	\$20.66
Connector, On/Off Switch	\$20.16	Connector, On/Off Switch	\$20.16
Plug, Cord Connector	\$14.82	Plug, Cord Connector	\$14.82

| [Home](#) | [Chill-Rolls](#) | [Conveyor-Kibbler](#) | [Grinder](#) | [Contact Us](#) |

Strand Manufacturing Inc. 1515 5th Street South #C Hopkins, MN 55343
Phone: 952-935-8699 Fax: 952-935-8799 Email: rkates7353@aol.com
Copyright © 2001 - Strand Manufacturing Inc. - All Rights Reserved